

Templates - instructions -

Six templates have been prepared to support the implementation and application of the Participatory Research Partnership model. The numbering of the templates reflects the recommended order of use, with the exception of the sixth template, which can be used throughout the participatory research partnership. The templates can be used alone or in parallel, meaning that following the numerical order is not mandatory.

The first template helps the team members get attuned to the research partnership by getting to know each other and describing the research team. The second template helps identify the individual agency of research partners and build co-agency in the research team. The third template helps define common practices in the research partnership. The research partners can use the fourth template to agree on tasks and responsibilities. The fifth template promotes reciprocal planning of the research. The sixth template is a tool for performing a developmental evaluation of the research partnership.

Templates for the model

Template 1:

Getting to know your research partners

Template 2:

Agency in the research partnership

Template 3:

Defining the practices of the research partnership

Template 4:

Agreeing on tasks in the research partnership

Template 5:

Planning in the research partnership

Template 6:

Developmental evaluation of the research partnership

Template 6

Developmental evaluation of the research partnership

A developmental evaluation can be used to predict, direct and develop the participatory research partnership throughout the research process. The evaluation improves shared understanding of the subject. The template emphasises the identification of factors that promote the research partnership, benefits of the research partnership, and new and unexpected issues. This helps direct the activities in line with the aims.

The template includes the evaluation topics and some examples of evaluation questions. These progress alongside the different phases of the research partnership. The methods, materials, and results of the evaluation should be described in the template.

You should approach the evaluation from a positive viewpoint by considering which things promote the research partnership, and what kind of benefits you are getting out of the research partnership. The example questions are anticipatory in nature and can also be changed to past tense, in which case they can be used to evaluate activities that have already taken place.



This template (6) can be used in all phases of the participatory research partnership. The results obtained from other templates may be useful when completing this template.

Template 6

Phase 1 Starting the research partnership

Object of evaluation	Examples of evaluation questions	A. Evaluation methods and materials	B. Evaluation results
1. Spark for partnership	<ul style="list-style-type: none"> How do you identify the need for participatory research partnership? Why is participatory research partnership needed? 	a.	b.
2. Invitation to partnership	<ul style="list-style-type: none"> How do you form a multi-perspective and diverse research team? 	a.	b.
3. Getting attuned to partnership	<ul style="list-style-type: none"> How do you create an atmosphere of openness and safety, and a sense of communality and solidarity? 	a.	b.
4. Resources for partnership	<ul style="list-style-type: none"> Which resources are available, and what is still needed? How are the resources used? 	a.	b.
5. Other, please specify	<ul style="list-style-type: none"> How are unexpected issues solved? 	a.	b.



Phase 1

Template 6

Phase 2 Building a research team

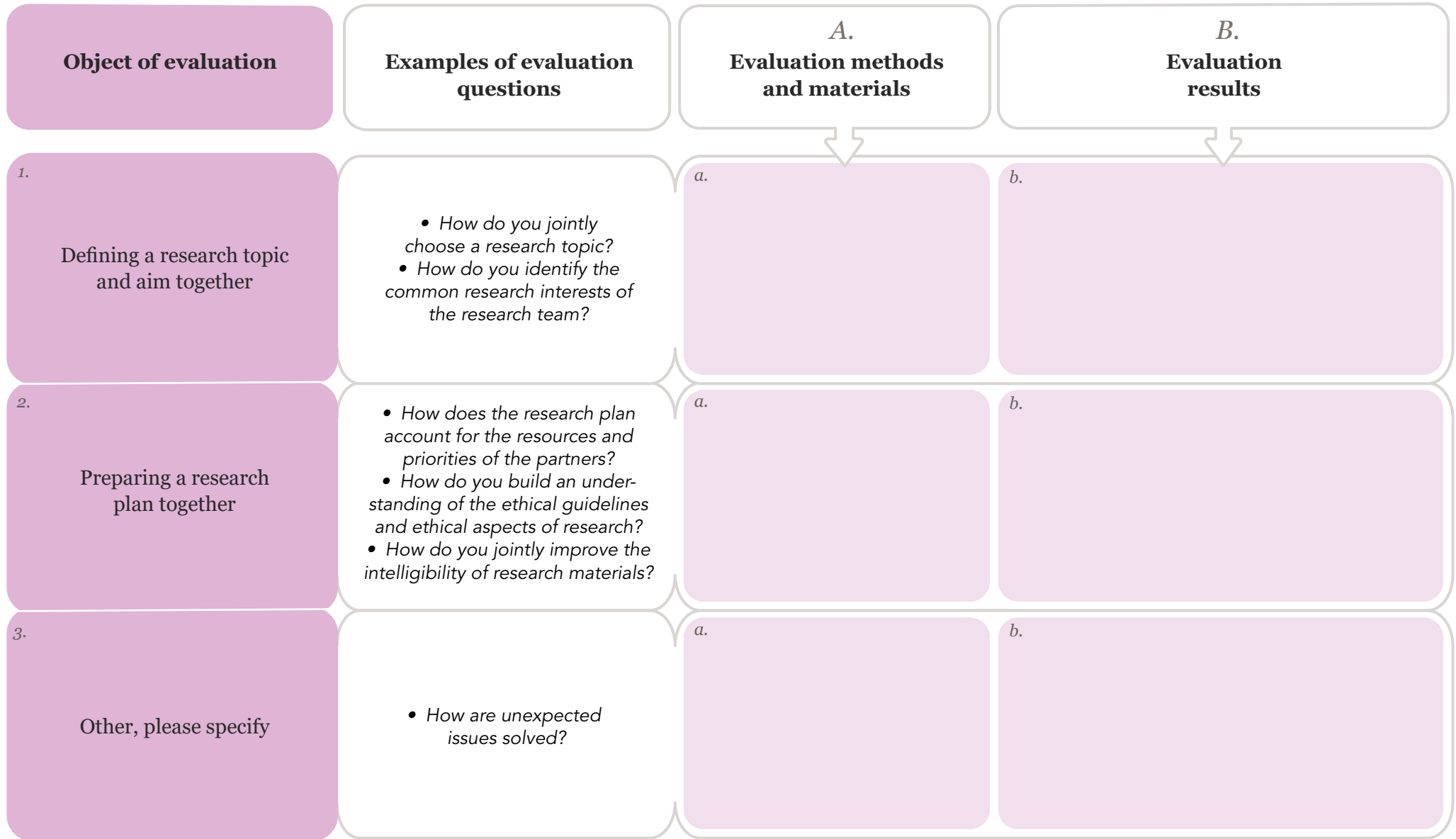
Object of evaluation	Examples of evaluation questions	A. Evaluation methods and materials	B. Evaluation results
1. Agreeing on the practicalities of working together	<ul style="list-style-type: none"> • What is mutual respect like? • What kind of rules are needed for joint activities? 	a.	b.
2. Promoting equal participation	<ul style="list-style-type: none"> • How do you make sure that everyone is able to participate? 	a.	b.
3. Co-development of partnership goals and missions	<ul style="list-style-type: none"> • How do you jointly determine the purpose and goal of the partnership? 	a.	b.
4. Identifying collective skills and learning needs	<ul style="list-style-type: none"> • Which skills do the members of the research team have, and which new skills are needed? • What kind of training is needed, and how is it planned? 	a.	b.
5. Other, please specify	<ul style="list-style-type: none"> • How are unexpected issues solved? 	a.	b.



Phase 2

Template 6

Phase 3 Reciprocal co-planning of research

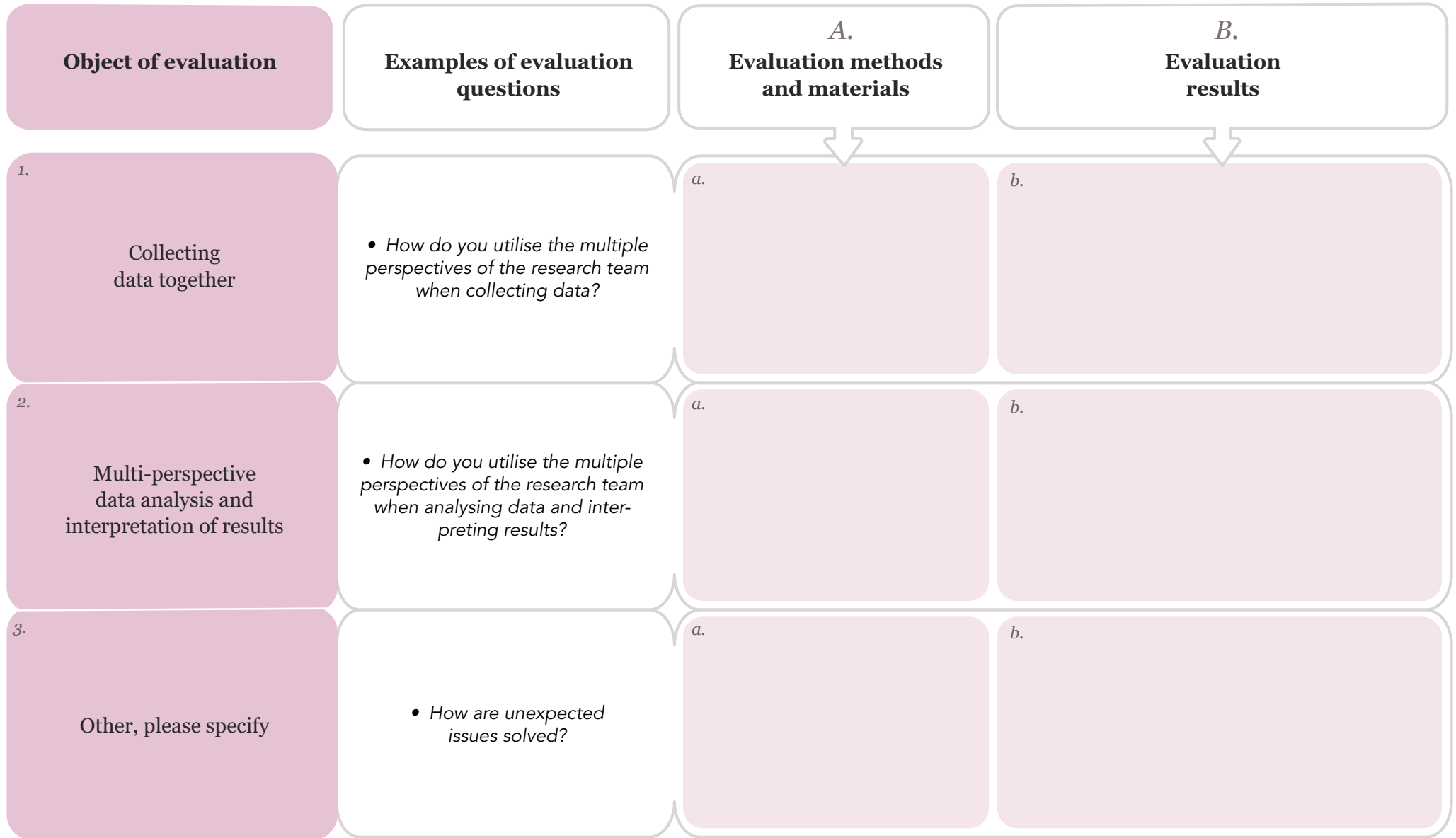




Phase 3

Template 6

Phase 4 Co-production of research data





Phase 4

Template 6

Phase 5 Utilisation of research data in everyday life

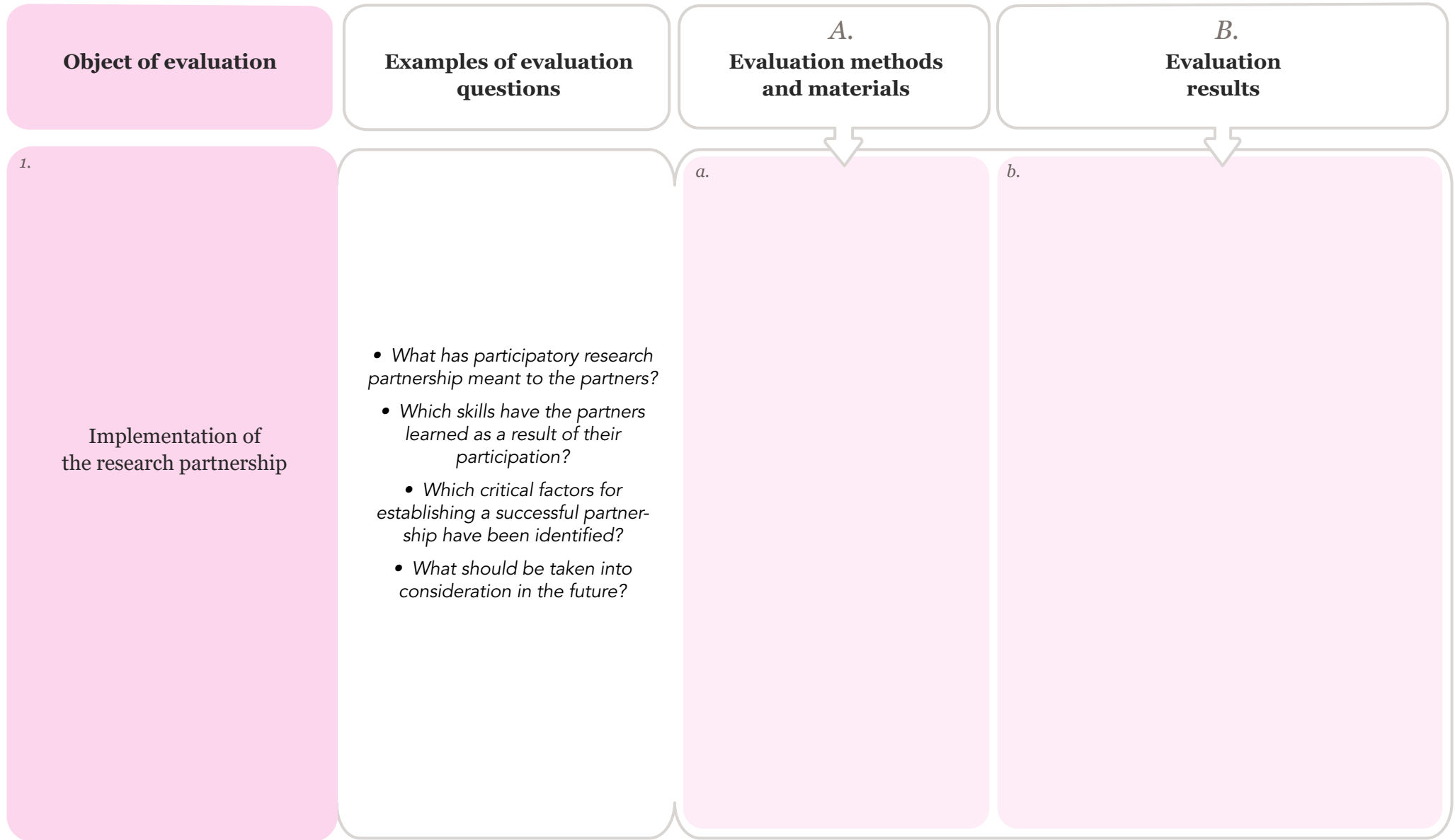
Object of evaluation	Examples of evaluation questions	A. Evaluation methods and materials	B. Evaluation results
1. Diverse communication	<ul style="list-style-type: none">• How to utilise the diversity of the research team in communication?• How to strengthen the attractiveness and accessibility of communication?	a.	b.
2. Discussion of the practical significance of results	<ul style="list-style-type: none">• How do you engage in multi-perspective dialogue with users of the research results?• How do you promote the application of results in everyday life?• What kind of methods of action and communication methods and channels are needed?	a.	b.
3. Other, please specify	<ul style="list-style-type: none">• How are unexpected issues solved?	a.	b.



Phase 5

Template 6

At the end of the research process, you can evaluate the following:





A large, empty rectangular area with rounded corners, intended for content or notes.