



Figure 1. Fungic heartwood blots and stripes (pine)



Figure 2. Fungic heartwood blots and stripes (spruce)



Figure 3. Fungic heartwood blots and stripes (pine)



Figure 4. Sapwood fungic colors (blue timber, pink and brown colors, pine)




Figure 5. Sapwood fungic colors (brown color and blue timber, pine)




Figure 6. Grayish browning (birch)




Figure 7. Motley sieve rot (pine)




Figure 8. Grayish brow rot (spruce)



Figure 9. White fibrous rot (birch)




Figure 10. Hard sapwood rot (birch)



Figure 11. Hard sapwood rot (spruce)




Figure 12. Soft sapwood rot (birch)




Figure 13. Soft sapwood rot (pine)




Figure 14. Outward mouldering rot (pine)

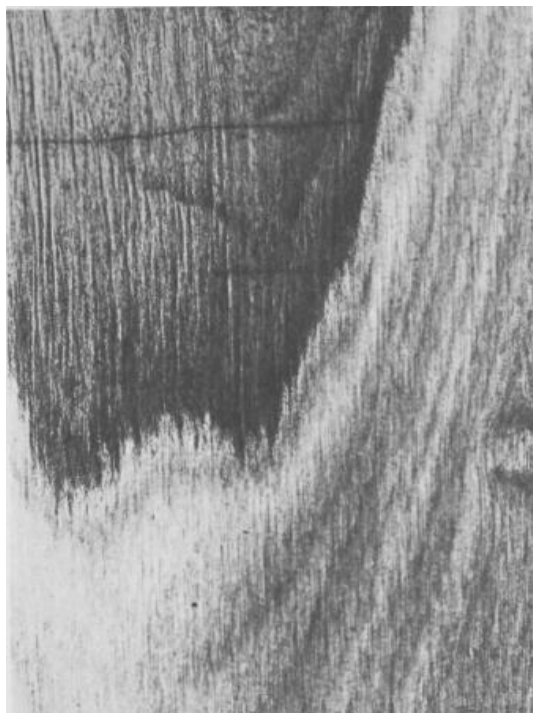


Figure 15. Bark (pine)

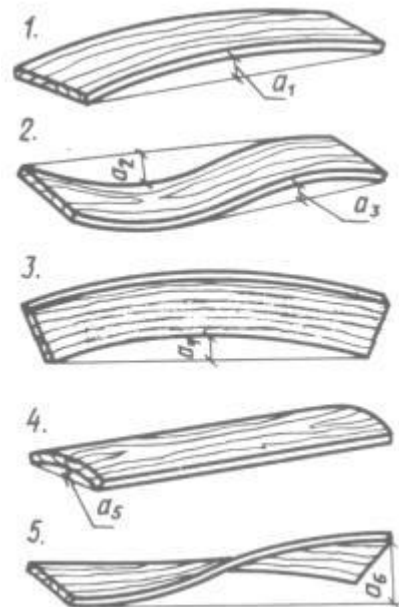


Figure 16. Types of curl

1 - simple; 2 - complicated ($z = a_2$ when $a_2 > a_3$; $z = a_3$ when $a_3 > a_2$); 3 - longitudinal by edge; 4 - transverse; 5 - twist

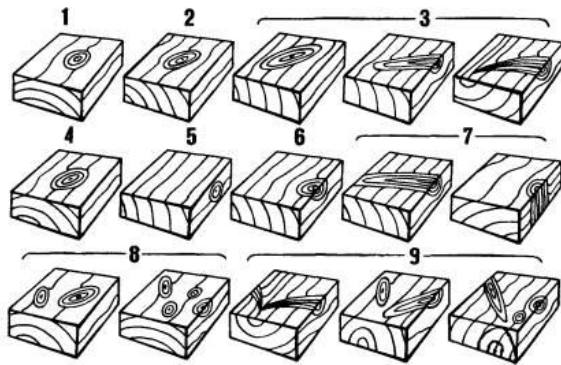


Figure 17. Types of knots

1 - round; 2 - oval; 3 – oblong (spike); 4 – on face; 5 – on edge; 6 – on rib; 7 - stitched; 8 - group; 9 - branched

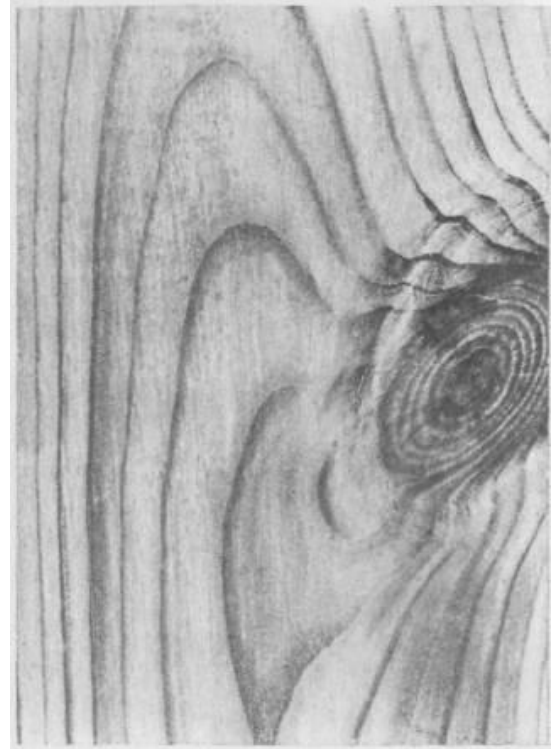


Figure 18. Rib knot (pine)




Figure 19. Stitched knot (spruce)

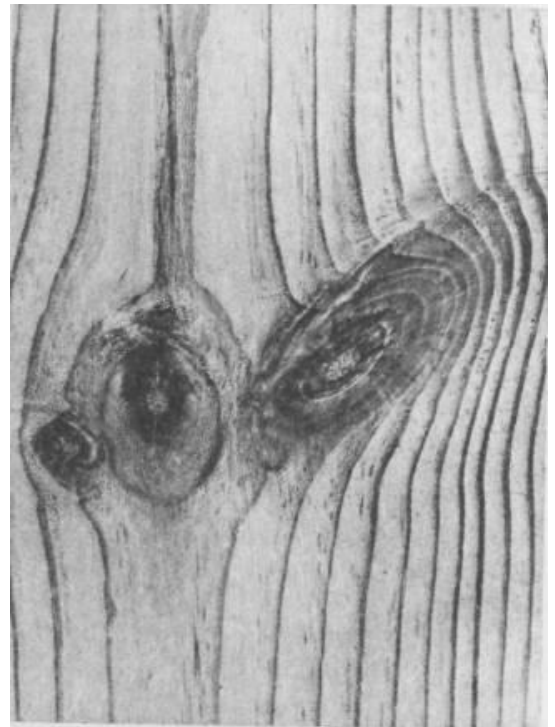


Figure 20. Group knots (pine)

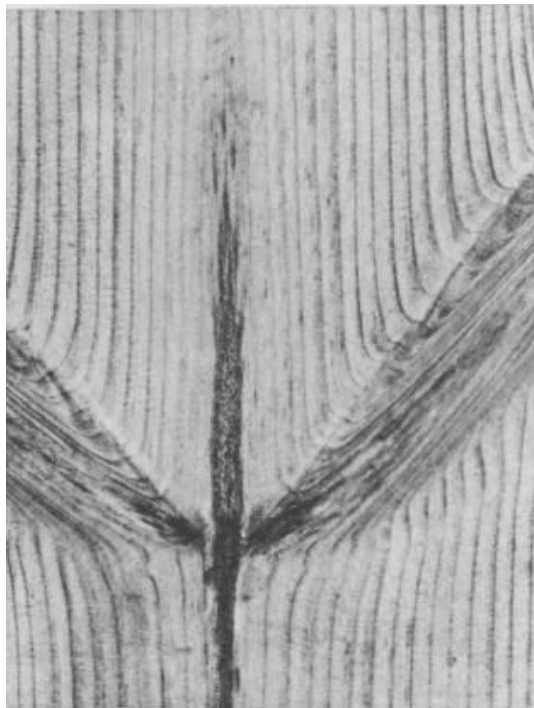


Figure 21. Branched knots (pine)

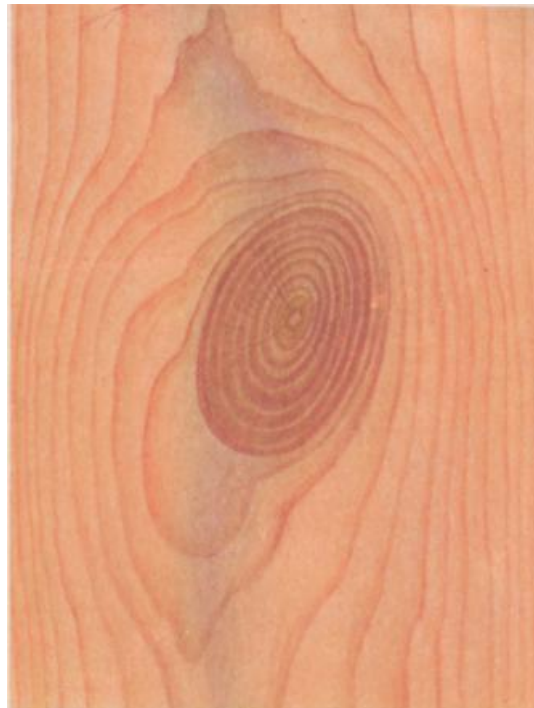


Figure 22. Bright health knot (pine)

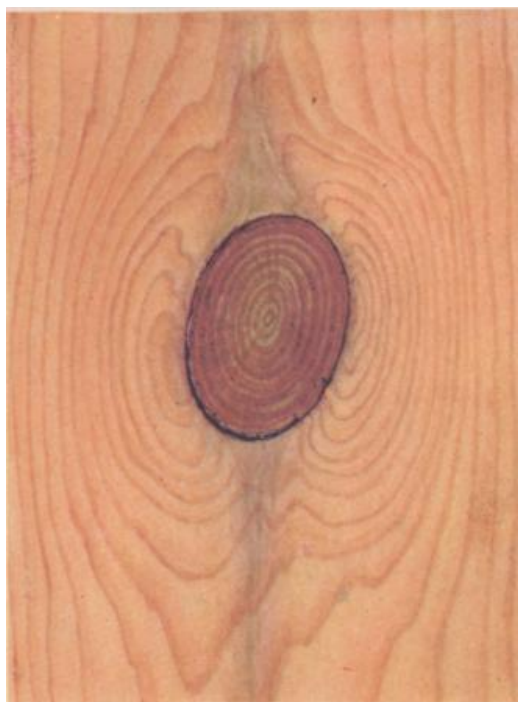


Figure 23. Dark health knot (pine)



Figure 24. Taint knot (pine)



Figure 25. Rotten (unsound) knot (pine)



Figure 26. Snuff-colored knot (pine)

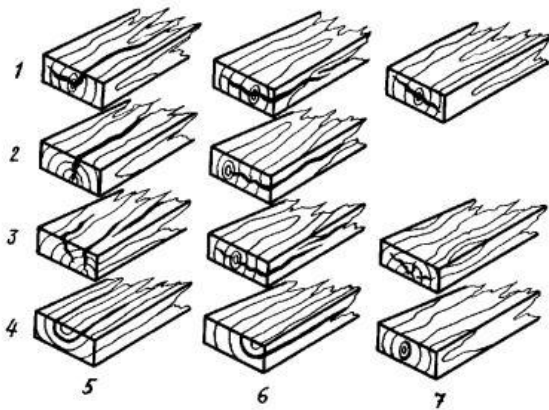


Figure 27. Main types of cracks

1 - heart (star) cracks; 2 - frost cracks; 3 - shrinkage cracks; 4 - ring cracks (wind cracks); 5 - face cracks; 6 - edge cracks; 7 - end cracks

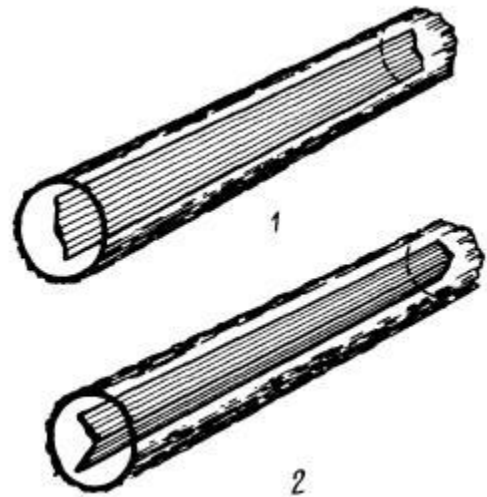


Figure 28. Heart cracks in round timber

1 - simple; 2 - complicated




Figure 29. Pitch pocket (spruce)

1 – radial cross section; 2 – tangential cross section; 3 – frontal cross section

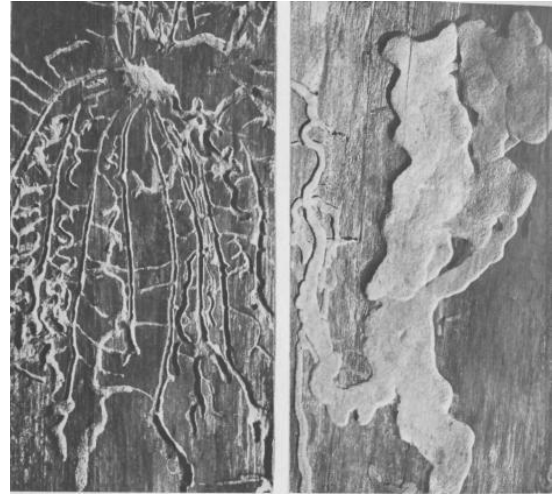


Figure 30. Surface wormhole (pine)

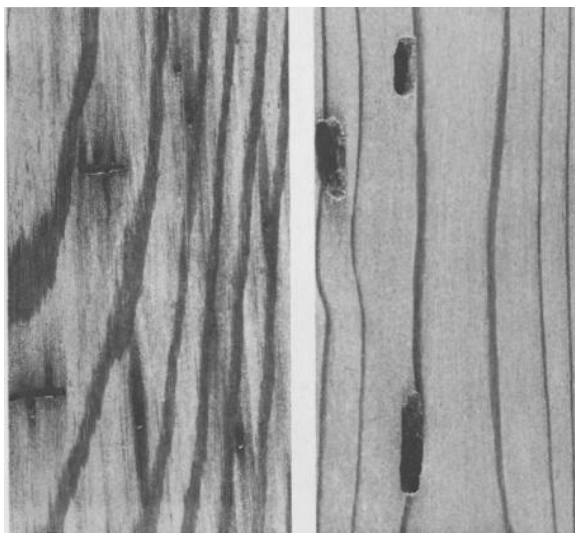


Figure 31. Deep wormhole

1 – not large (pine); 2 – large (spruce)

